

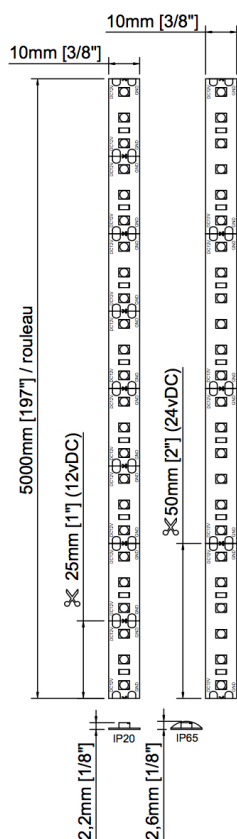
TITANIUM

TECHNOLOGIE

TT-3528-L600



- Ruban DEL SMD3528 en rouleau de 5 mètres.



Tension	12vDC	24vDC
DEL/m	120 / m	
Puissance	9,84w / m 3w / pied 49,2w / rouleau	
Ampérage	0,82A / m 0,25A / pied 4,1A / rouleau	0,41A / m 0,13A / pied 2,05A / rouleau
Lumens	27K - 117 lm / pied 30K - 119 lm / pied 35K - 91 lm / pied 40K - 104 lm / pied 60K - 88 lm / pied	45 lm / w 44 lm / w 35 lm / w 39 lm / w 33 lm / w
IRC (RA)	90	
Angle	120°	
Dimension	IP20	10mm x 2,2mm x 5000mm $\frac{3}{8}$ " x $\frac{1}{8}$ " x 196 $\frac{7}{8}$ "
	IP65	10mm x 2,6mm x 5000mm $\frac{3}{8}$ " x $\frac{1}{8}$ " x 196 $\frac{7}{8}$ "
	IP67	13mm x 5mm x 5000mm $\frac{1}{2}$ " x $\frac{3}{16}$ " x 196 $\frac{7}{8}$ "
Ligne de coupe	25 mm 1"	50 mm 2"
Finition	Blanc	
Gradable	Oui	
Couleur DEL	27K - Blanc chaud 2700K 30K - Blanc chaud 3000K 35K - Blanc neutre 3500K 40K - Blanc neutre 4000K 60K - Blanc froid 6000K R - Rouge G - Vert B - Bleu A - Ambre RGB - Couleurs mixtes 3:1	
Temp. fonctionnement	-40°C ~ 70°C	
IP	20, 65, 67	

CODE PRODUIT

TT	SMD	DEL PAR ROULEAU	IP	COULEUR DEL	TENSION
TT	3528	L600	20	27K	24V
TT	3528	L600			

IES Indoor Report

Photometric Filename:TT-3528-L600-3000K-2-Frosted LENS.IES

Indoor Luminaire Photometric Data

Description Information

Luminaire Name: TT-3528-L600-3000k-2-Frosted-lens	Luminaire Catalog:	Test ID:
Lamp Name: TT-3528-L600-3000k-2-Frosted-lens	Lamp Catalog: 3528	Test Date: 2021/03/20
Manufacture: TITANIUM TECHNOLOGIE	ShieldingAngle(°):	Test Machine: GON-2000
Test Lab:	Frequency(Hz):	Luminaire CCT(K):
Luminaire Size(W*L*H): 0.120*0.304*0.060	Lighting Area(m2): 0.055	Luminaire Weight(kg): 0.100
Test System: C, γ	Test Step: C=45.0 γ =1.0	Temperature(°C): 25
		Humidity(%):

Character Parameter

Lamp Speciality Parameter	
Lamp Rated Lumens(lm): 448.000	Lamp Number in Luminaire: 1
Lamp Norminal Power(W):	Lamp Rated Voltage(V):
Lamp Tested Power(W): 2.768	Lamp Tested Voltage(V): 12.3
Lamp Tested Current(A): 0.225	Lamp Tested PF:
Lamp Size(W*L*H): 0.120*0.304*0.060	
Luminaire Speciality	
Luminaire Lumens(lm): 70.057	Beam Angle(10%Imax): 89.8
Luminaire Efficiency: 15.64%	Left=-43.8 Right=46.0
Luminaire EER(lm/W): 25.310	Field Angle(10%Imax): 131.1
Muximum Cand.(cd): 37.125	Spacing Criteria S/MH(C0_180): 1.125
Max Cd. Angle(°): C=270.0 γ =2.0	Spacing Criteria S/MH(C90_270): 1.125
Downward Lumens(lm): 70.057	CIE Type: Semi-Direct
Upward Lumens(lm): 0.000	ErP ϕ use(90deg): 49.523lm
Downward Total Efficiency%: 100.00	IRF(%): 133.456
Upward Total Efficiency%: 0.00	

IES Indoor Report

Photometric Filename: TT-3528-L600-3000K-2-Frosted LENS.IES

2D Light Intensity Distribution Curve

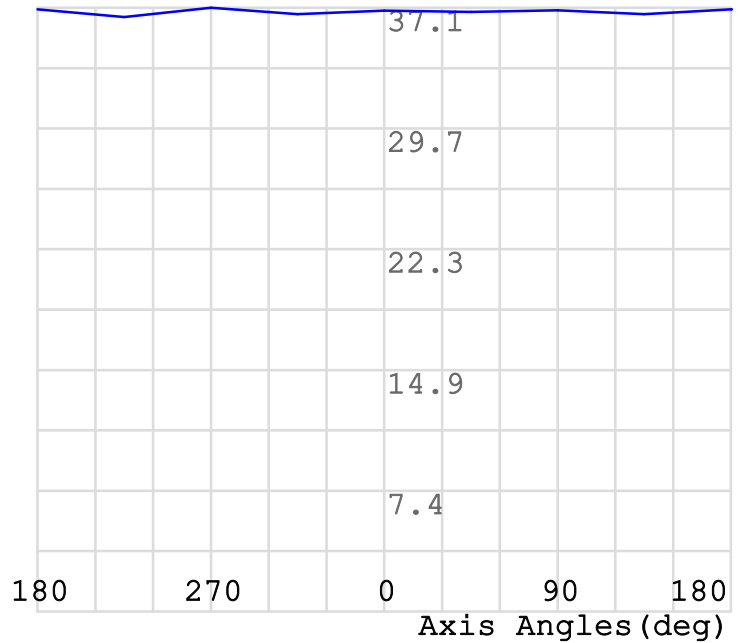
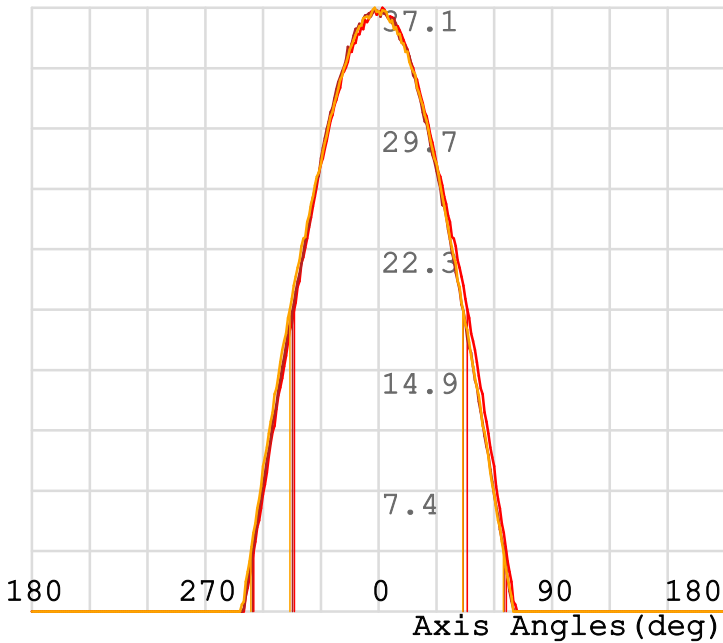
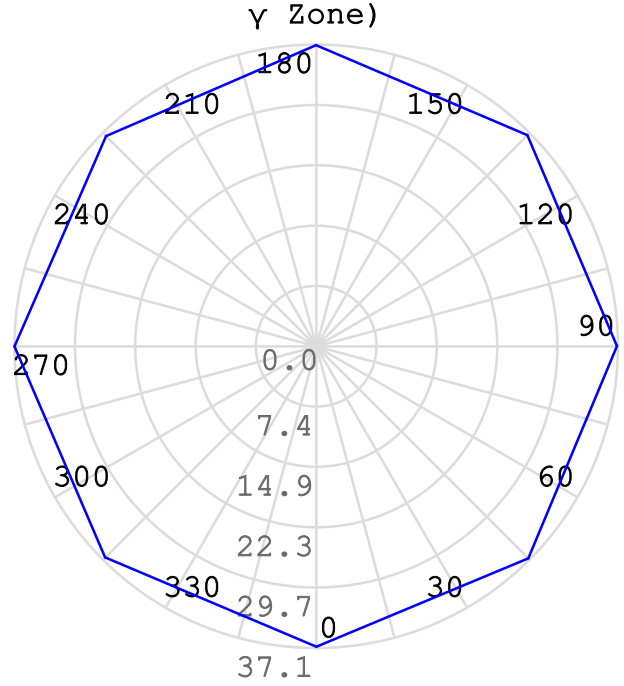
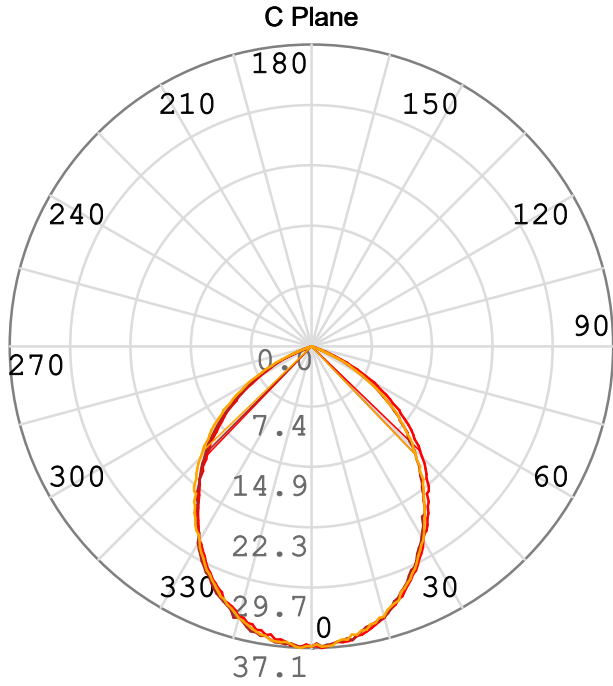
Plane [50%Ang.] [10%Ang.]

C270.0: 89.8 131.1

C0.0: 88.6 130.6

C90.0: 89.8 131.1

Polar Graph

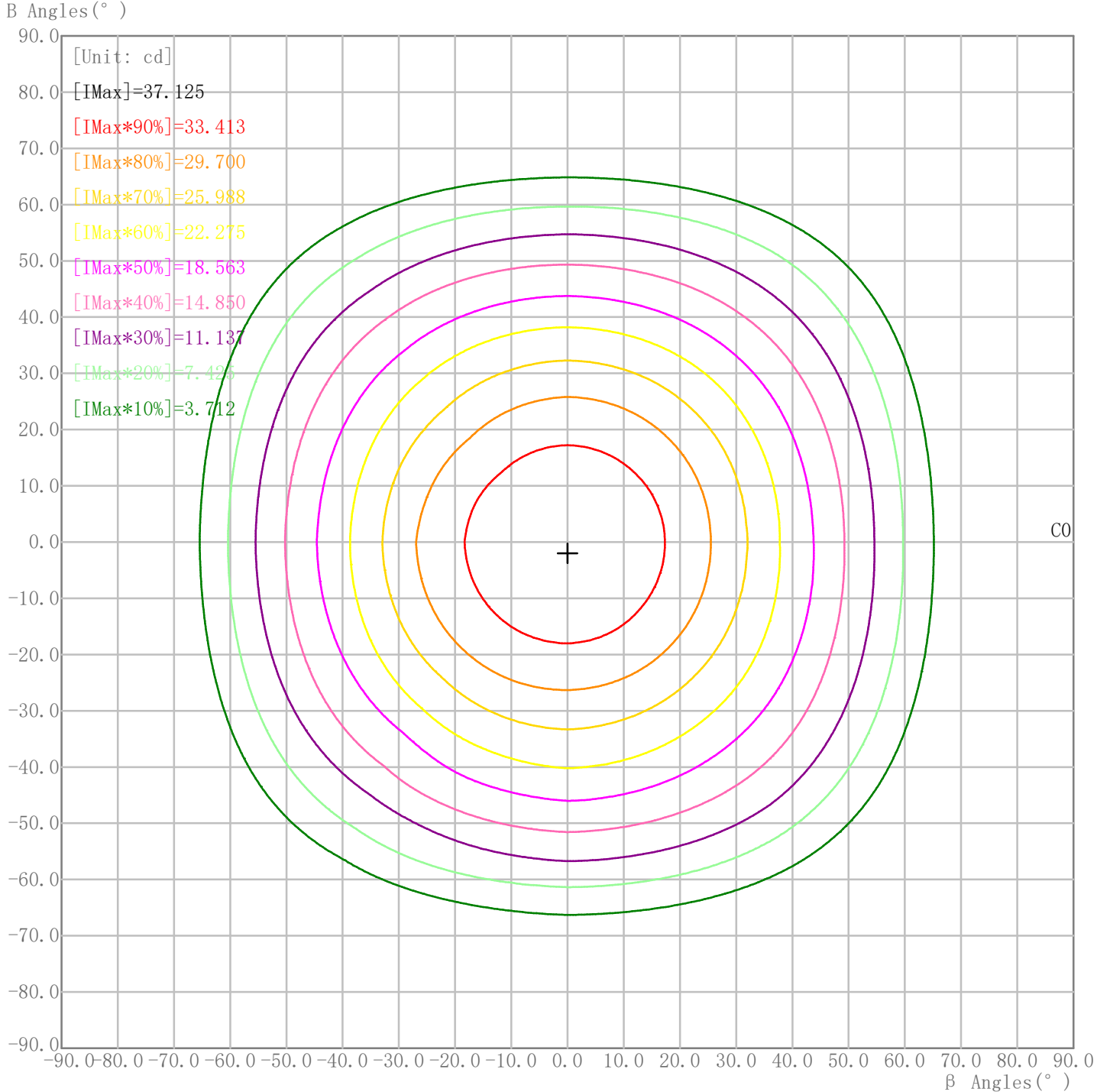


C Plane: C270.0_90.0 ——— C0.0_180.0 ——— C90.0_270.0 ———
 γ Cone: γ2.0 ———

IES Indoor Report

Photometric Filename: TT-3528-L600-3000K-2-Frosted LENS.IES

Rectangle ISO Light Intensity Curve



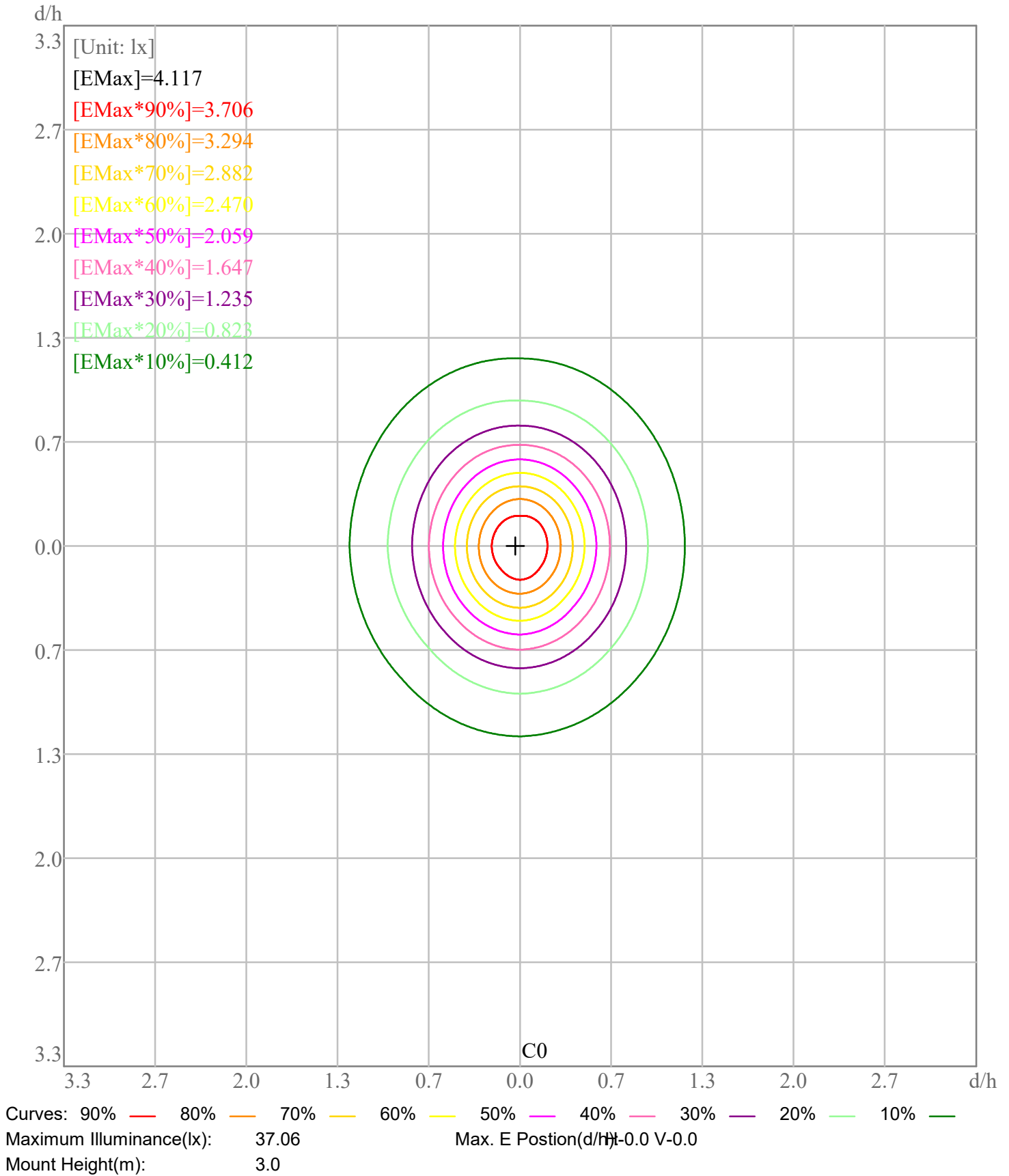
Curves: 90% — 80% — 70% — 60% — 50% — 40% — 30% — 20% — 10% —

Maximum Light Intensity(cd): 37.13 Maximum Cd. Angles: H-0.0 V-2.0

IES Indoor Report

Photometric Filename: TT-3528-L600-3000K-2-Frosted LENS.IES

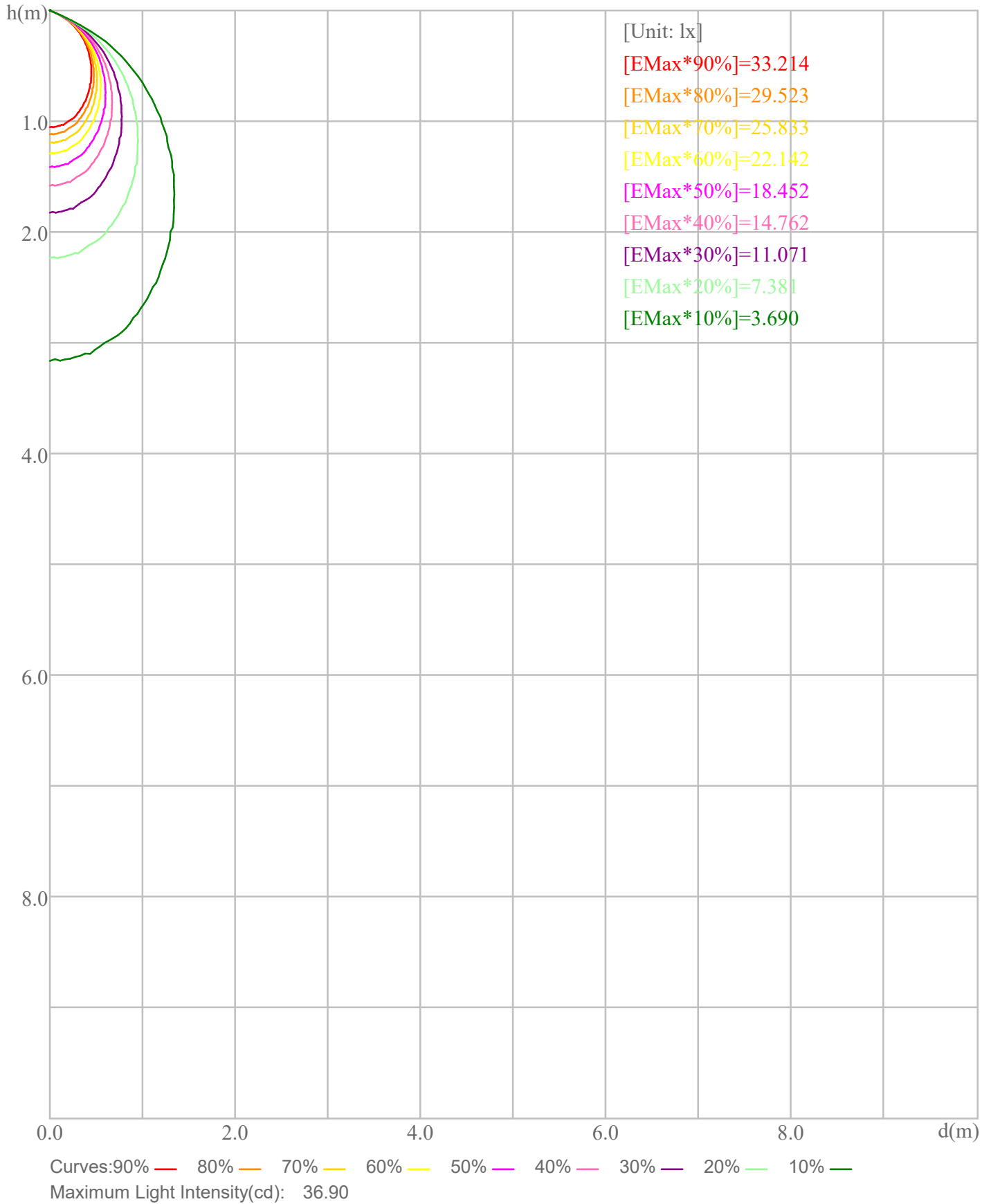
Plane ISO-Illuminance Curve



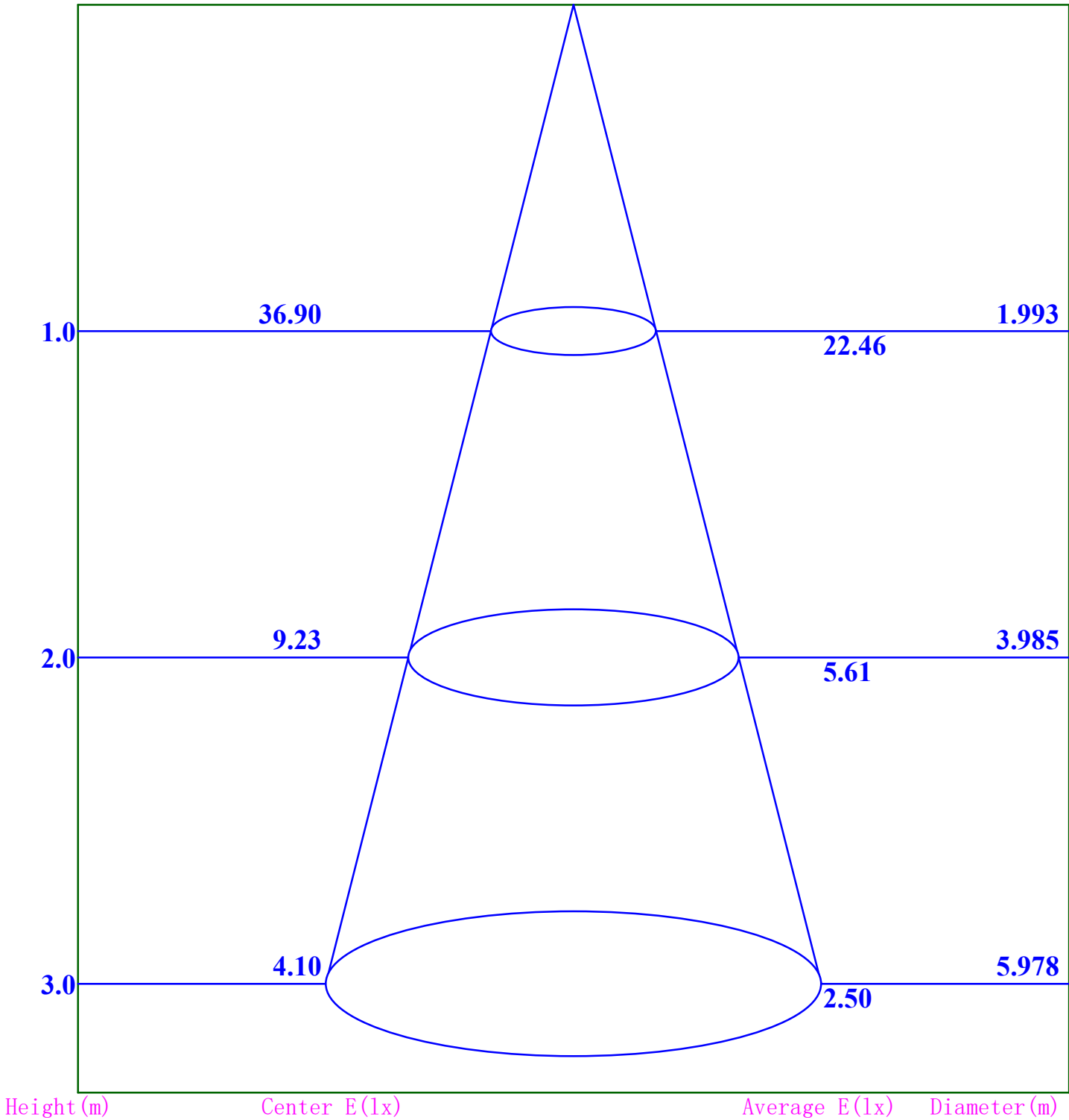
IES Indoor Report

Photometric Filename: TT-3528-L600-3000K-2-Frosted LENS.IES

Space ISO Illuminance Curve



Illuminance-Distance Curve



Beam Angle:89.8

IES Indoor Report

Photometric Filename:TT-3528-L600-3000K-2-Frosted LENS.IES

Indoor Luminance Limiting Curve

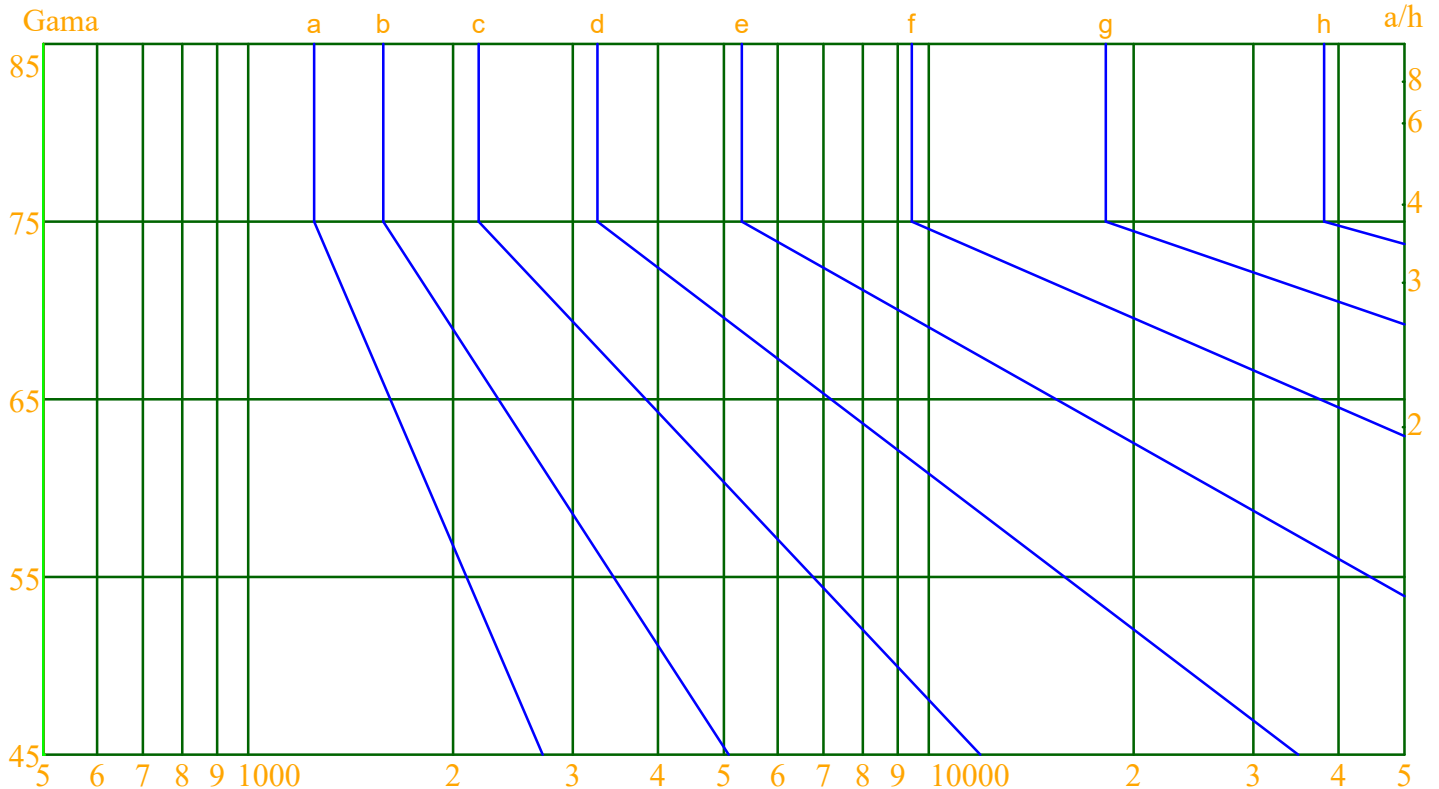
Glare Grade Table

GI	Quality	Using Illuminance							
		a	b	c	d	e	f	g	h
1.15	A	2000	1000	500	<=300				
1.5	B		2000	1000	500	<=300			
1.85	C			2000	1000	500	<=300		
2.2	D				2000	1000	500	<=300	
2.55	E					2000	1000	500	<=300
		a	b	c	d	e	f	g	h

Luminance Table

Gama(deg)	45	50	55	60	65	70	75	80	85
C0	459	405	344	262	167	8	0	0	0
C90	456	408	352	264	156	0	0	0	0

Luminance Limiting Curve

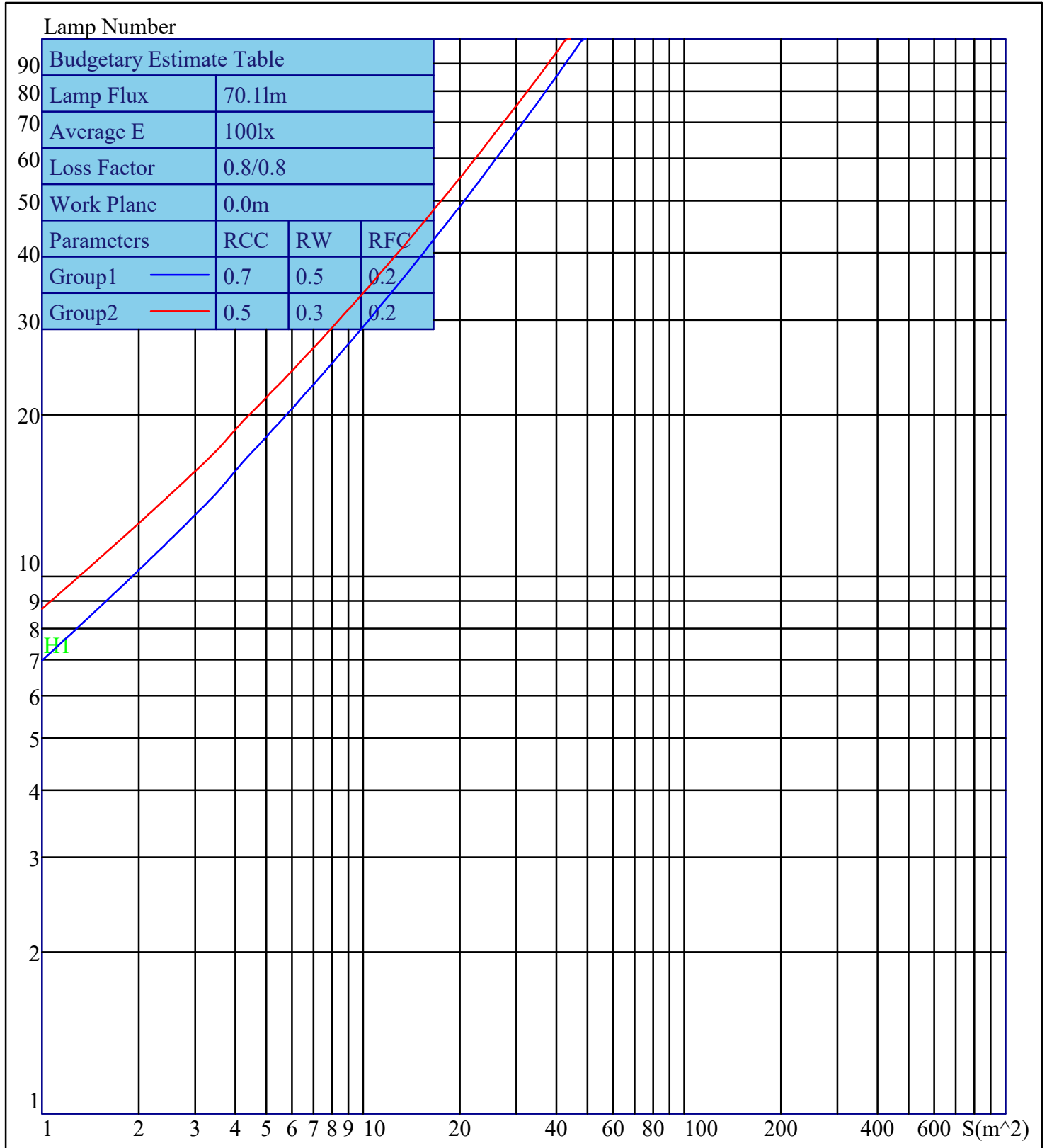


Luminous Size: Length(m)=0.304 Width(m)=0.120 Height(m)=0.060 Area(m²)=0.054720
 Luminous Type: Without Luminous Side
 Luminous Curves: C0-C180 Color: — C90-C270 Color: —

IES Indoor Report

Photometric Filename: TT-3528-L600-3000K-2-Frosted LENS.IES

Indoor Budgetary Estimate Table



Parameters1: Rhocc = 0.7 Rhow = 0.5 Rhofc = 0.2 LLF = 0.8
 Parameters2: Rhocc = 0.5 Rhow = 0.3 Rhofc = 0.2 LLF = 0.8
 Average Illuminance(lx): 100 Cavity Height: H1(m) = 2